

TECHNICAL DETAILS

SOCKET MODEL	
SUPPLY POWER	230 AC - 20Hz
EXIT SUPPLY	20 -225V AC
LOAD POWER	60 -2200 W
INPUT	3 X 1.5mm CABLE TYPE F PLUG
OUTPUT	TYPE F SOCKET 16A - 250V AC
FUSE	10A / 250V AC
SWITCH	SPDT WITH LED INDICATOR
INTERFERENCE ELIMINATION FILTER	LC

FEEDER CLAMP TYPE	
SUPPLY POWER	230 AC - 20Hz
EXIT SUPPLY	20 -225V AC
LOAD POWER	60 -2200 W
INPUT	see connection diagram below
OUTPUT	see connection diagram below
FUSE	10A / 250V AC
SWITCH	SPST
INTERFERENCE ELIMINATION FILTER	LC

Magic Electronic reserves all rights to change any technical details to ameliorate the dimmer

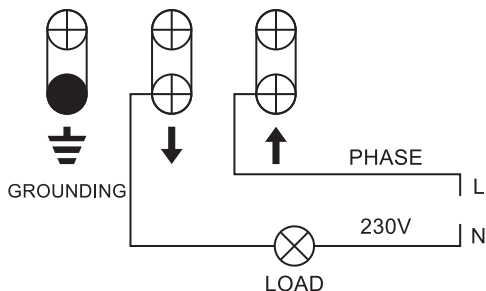
CONNECTION

SOCKET MODEL

The type F plug guarantees the grounding of the metal box.

FEEDER CLAMP TYPE

See the connection diagram below.



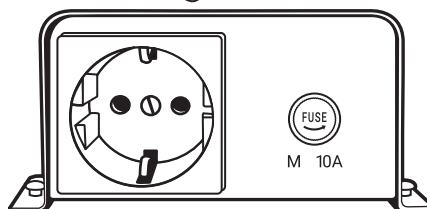

APPLICATIONS

For all resistive and inductive loads, for electronic transformers and all types of electric motors.

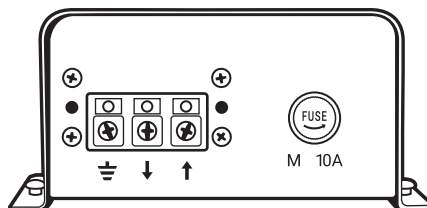
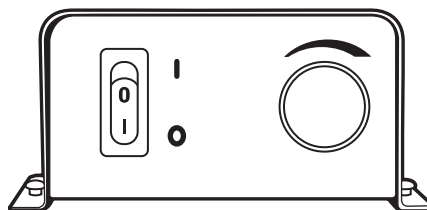


DIMMER 2200W

00029 - SOCKET MODEL



00030 - FEEDER CLAMP TYPE



FUSE REPLACEMENT

ATTENTION! To replace the fuse as well as for any intervention you must **turn off the power supply**.

SOLOMON
Distributed by Solomon Group S.A.
www.solomongroup.gr

